



Build Your Future  
**WITH THE BEST**  
COMPLETE RANGE OF PIPES & FITTINGS



[www.tulsi-group.com](http://www.tulsi-group.com)

 **TULSI**  
PIPES





# ABOUT COMPANY

Tulsi Pipes was established in 1994 with the aim of manufacturing plumbing and drainage systems in India. Today, we aim to be a truly global, high-performing organisation delivering quality products and services to its customers and attain leadership position in the industries we operate in. Our values are aimed at creating an innovative, high-performance organization committed towards providing quality products to our customers. These values define our conduct with customers, partners, shareholders, employees, and society.

Our Company is also appointing various dealers to facilitate the distribution of its products. The Company has a team of experienced marketing personnel to assist the customers in selecting the right pipes and providing after sales service.

Our Company's primary focus is to play a catalyst in providing value added long lasting solutions through its product and services to problems of water security, food security and energy security. The company's management is planning to train and educate the farmers and locals through its well established network of branches about importance of water resources and its best management along with optimum utilization.

## QUALITY OF THE COMPANY

Our Company is trading in an ISO 9001:2008 certificate products in respect of its quality management systems. Your Company also facilitates third party inspection upon the request of its customers.

## MARKETING AND DISTRIBUTIONS

Sales are made through direct marketing through the Company's network of widely located branches and by the Company's sales personnel. Presently, your Company has branches covering nine states viz. Maharashtra, West Bengal, Madhya Pradesh, Rajasthan, Bihar, Gujarat, Chhattisgarh, Uttar Pradesh and Karnataka.

## DIVERSIFIED PRODUCTS

Our Company has a product mix to cater to the increasing requirements of its customers. Its product offerings include PVC Pipes, PVC fabricated fittings, PVC casing and screen pipes, ASTM plumbing pipes and fittings, LLDPE pipes and fittings, HDPE pipes and fittings, SWR Pipes and Fittings, Molded Fittings, Crates, Column Pipes and elastomeric sealing pipes. The products are primarily used in irrigation sector, industrial sector, and infrastructure and housing sector. Our Company believes that this range of products would allow its existing customers to source most of their product requirements from a single vendor and also enable it to expand its business from existing customers, as well as address a larger base of potential new customers.



# COMPANY OVERVIEW



You are aware that Tulsi Extrusion Ltd is a 2 years old company, has grown from strength to strength and has developed a Brand "TULSI" for its products of PVC pipes and fittings, the most trusted and widely accepted by customers especially agriculturist and construction engineers, as also various State Governments in their efforts of promotion of agricultural activities. The company has updated plants located at three different locations in MIDC, Jalgaon; the combined capacity of which stand at 45000 MTPA. The company has good marketing & distribution network in the states of Maharashtra, Madhya Pradesh, Chhattisgarh, Rajasthan, Gujarat, Karnataka, Tamil Nadu and West Bengal. In the past, the company performed well.



Tulsi Extrusions Limited is agriculture solution providers, with a wide presence in Water Irrigation, Piping Systems and water management system. We have been one of the key beneficiaries of the government's thrust on boosting agricultural output and productivity in the country. The company continues to focus on its core business of irrigation, apart from evolving into a water solution provider, construction and building material provider, through both organic and inorganic initiatives.



The Company's bouquet of products includes Rigid PVC Pipes and Fittings, SWR Pipes and Fittings, PVC Casing and Screen Pipes, HDPE Pipes and fittings, HDPE Sprinkler System, LLDPE Pipes and fittings, ASTM Plumbing Pipes and fittings, Elastomeric Sealing Pipes, Crates, Column Pipes and Molded Fittings.

The Pipe products traded by our Company are to suit the requirements of application in farm irrigation, landscape, plumbing, cable ducting, potable water supply schemes, sewerage and drainage systems, profile for building industry, construction industry, telecom industry, gas distribution, bore well for underground water suction etc. ranging from 20mm diameter to 315mm diameters in all pressure ratings. The Company operates in only one Industry Segment i.e. Plastic Pipe Industry.

# COMPANY OVERVIEW



# OUR WIDE NETWORK



## **Maharashtra**

Jalgaon,  
Mumbai  
Pune  
Nanded

## **Karnataka**

Bangalore  
**Gujarat**  
Surat  
Ahmadabad

## **Chhattisgarh**

Raipur

## **Madhya Pradesh**

Indore

## **Rajasthan**

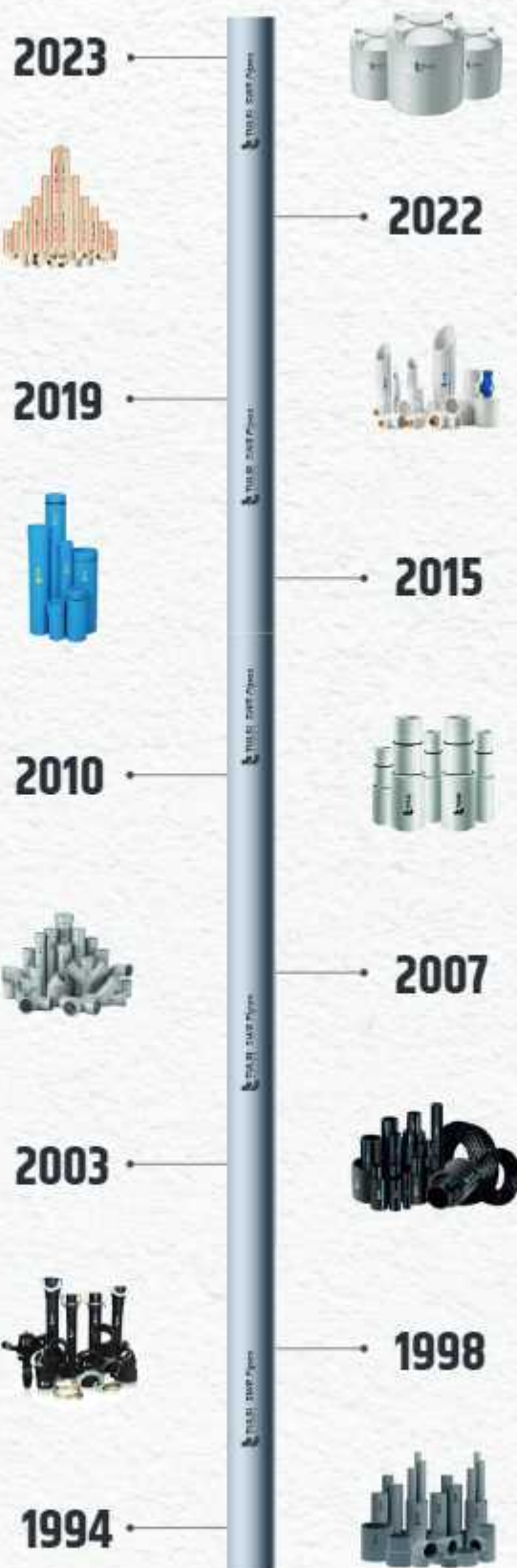
Jaipur

## **West Bengal**

Kolkata

# THE JOURNEY SO FAR

1994 TO 2023



# OUR CERTIFICATIONS



## BOARD OF MEMBERS



**Mr. Surender Bansal**  
Chairman Managing Director



**Mr. Manoj Bindal**  
Managing Director



**Mr. Shubham Bansal**  
Director




**Mr. Yash Bindal**  
CFO



**Mr. Rishab Bansal**  
CEO

# TABLE OF CONTENTS



-  UPVC PIPES & FITTINGS
-  CPVC PIPES & FITTINGS
-  SWR PIPES & FITTINGS
-  RPVC PIPES & FITTINGS
-  SPRINKLER IRRIGATION SYSTEM
-  DRIP IRRIGATION SYSTEM
-  COLUMN PIPES
-  HDPE PIPES
-  CASING PIPES & FITTINGS
-  ELASTOMERIC SEALING PIPES
-  WATER TANKS

# UPVC ASTM PIPES & FITTINGS

One of the earliest and most well-known polymer pipes, UPVC (PVC) pipe was built with PVC and utilised in a variety of applications.

## Applications



Cold Water Applications



Offices



Residential Purposes



Carrying Drinking Water



Swimming Pool



## Features



Lightweight



Non-Toxic



UV Resistant



Maintenance Free



Self-Extinguishing



Lead Free

# UPVC PIPES & FITTINGS

## COLD WATER NEED TULSI HAS A SOLUTIONS

A form of plastic made by un-plasticizing PVC is known as unplasticized polyvinyl chloride. The material becomes non-toxic and lead-free through the plasticization process, improving its safety and environmental friendliness. Pipes, window frames, door frames, etc. are all made of uPVC. This substance is stronger yet lighter than PVC, needs less upkeep, and is more reasonably priced. Nonetheless, due to their distinctive qualities, both variations are equally important in the plumbing industry. Let's discover more about the distinctive qualities of uPVC right away.

## FEATURES & BENEFITS

### **Lead-free**

The material is completely lead-free thanks to the un-plasticization process, making it perfect for the distribution of potable water.

### **Non-toxic**

Besides lead, other intoxicants are also eliminated during the un-plasticization of PVC.

### **UV-resistant**

Because the material is UV-resistant, any damage from UV rays is guaranteed to be avoided.

### **Lightweight**

UPVC is a material that is incredibly light. To put it in contrast, it is even lighter than regular PVC.

### **Strong and durable**

Don't be fooled by the material's light weight; uPVC is extremely sturdy and durable.



# UPVC FITTINGS

Size (mm)    Size (inch)    ID(D1)    ID(D2)    SL(SL1)    SL(SL2)    H



**Reducer Coupler**



**Equal Tee**



**Female Adapter Brass Threaded - FABT**



**Reducer Elbow**

## Reducer Coupler

20 x 15	¾ x ½	26.7	21.4	25.40	22.25	57
25 x 15	1 x ½	33.45	21.4	28.60	22.25	62
25 x 20	1 x ¾	33.45	26.7	28.60	25.40	65
32 x 15	1¼ x ½	42.23	21.4	31.75	22.25	62.5
32 x 20	1¼ x ¾	42.23	26.7	31.75	25.40	64
32 x 25	1¼ x 1	42.23	33.45	31.75	28.60	68
40 x 20	1½ x ¾	48.32	26.7	34.95	25.40	70
40 x 25	1½ x 1	48.32	33.45	34.95	28.60	74
40 x 32	1½ x 1¼	48.32	42.23	34.95	31.75	77
50 x 15	2 x ½	60.66	21.4	38.10	22.25	72.5
50 x 20	2 x ¾	60.66	26.7	38.10	25.40	75
50 x 32	2 x 1¼	60.66	42.23	38.10	31.75	80

## Equal Tee

15	½	21.4		22.25		69
20	¾	26.7		25.40		79
25	1	33.45		28.60		91.5
32	1¼	42.23		31.75		113.5
40	1½	48.32		34.95		130
50	2	60.66		38.10		147.5
65	2½	73.12		44.45		173
80	3	89		47.65		198
100	4	114.42		57.15		238

## Female Adapter Brass Threaded - FABT

15 x 15	½ x ½	21.4	½"	22.25		43.5
20 x 15	¾ x ½	26.7	½"	25.40		47
20 x 20	¾ x ¾	26.7	¾"	25.40		47
25 x 15	1 x ½	33.45	½"	28.60		53
25 x 20	1 x ¾	33.45	¾"	28.60		57.5
25 x 25	1 x 1	33.45	1"	28.60		52.5
32 x 32	1¼ x 1¼	42.23	1¼"	31.75		64.5
40 x 40	1½ x 1½	48.32	1½"	34.95		68
50 x 50	2 x 2	60.66	2"	38.10		79

## Reducer Elbow

25 x 15	1 x ½	33.45	21.4	28.60	22.25	56.5
---------	-------	-------	------	-------	-------	------

# UPVC FITTINGS

Size  
(mm)

Size  
(Inch)

OD

ID

SL

H



**Male Adapter Brass Threaded- MABT**

## Male Adapter Brass Threaded- MABT

15 x 15	½ x ½	21.4	½"	22.25	51.5
20 x 15	¾ x ½	26.7	½"	22.25	59
20 x 20	¾ x ¾	26.7	¾"	25.40	50.5
25 x 15	1 x ½	33.45	½"	22.25	73.5
25 x 20	1 x ¾	33.45	¾"	25.40	74.5
25 x 25	1 x 1	33.45	1"	28.60	55.5
32 x 32	1¼ x 1¼	42.23	1¼"	31.75	86.5
40 x 40	1½ x 1½	48.32	1½"	34.95	90.5
50 x 50	2 x 2	60.66	2"	38.10	91



**Reducing Bush**

## Reducing Bush

20 x 15	¾ x ½	26.7	21.4	22.25	28
25 x 15	1 x ½	33.45	21.4	22.25	31.5
25 x 20	1 x ¾	33.45	26.7	25.40	32
32 x 20	1¼ x ¾	42.23	26.7	25.40	32
32 x 15	1¼ x ½	42.23	21.4	22.25	32
32 x 25	1¼ x 1	42.23	33.45	28.60	36.5
40 x 15	1½ x ½	48.32	21.4	22.25	35
40 x 20	1½ x ¾	48.32	26.7	25.40	35
40 x 25	1½ x 1	48.32	33.45	28.60	40.5
40 x 32	1½ x 1¼	48.32	42.23	31.75	40.5
50 x 15	2 x ½	60.66	21.4	22.25	48
50 x 25	2 x 1	60.66	33.45	28.60	48
50 x 40	2x1½	60.66	48.32	34.95	48
65 x 50	2½x2	73.12	60.66	38.10	52.5
80 x 50	3x2	89.00	60.66	38.10	55.75
100 x 50	4x2	114.42	60.66	38.10	67



**Male Adapter Plastic Threaded- MAPT**

## Male Adapter Plastic Threaded- MAPT

15	½	½"	21.4	22.25	41.5
20	¾	¾"	26.7	25.40	45
25	1	1"	33.45	28.60	54.5
32	1¼	1¼"	42.23	31.75	62
40	1½	1½"	48.32	34.95	64
50	2	2"	60.66	38.10	65

# UPVC FITTINGS

Size  
(mm)

Size  
(inch)

ID (D1)

SL

H



End Cap



Cross Tee



Ball Valve



Elbow 45°



Coupler

## End Cap

15	½	21.4	22.25	26
20	¾	26.7	25.40	33.5
25	1	33.45	28.60	38.5
32	1¼	42.23	31.75	44.5
40	1½	48.32	34.95	45.5
50	2	60.66	38.10	51
65	2½	73.12	44.45	65
80	3	89	47.65	70
100	4	114.42	57.15	86

## Cross Tee

15	½	21.4	22.25	84
20	¾	26.7	25.4	95
25	1	33.45	28.6	108

## Ball Valve

15	½	21.40	22.25	53
20	¾	26.70	25.40	83
25	1	33.45	28.60	99
32	1¼	42.23	31.75	109
40	1½	48.32	34.95	129
50	2	60.40	38.10	148

## Elbow 45°

15	½	21.4	22.25	59
20	¾	26.7	25.4	69
25	1	33.45	28.6	84
32	1¼	42.23	31.75	90
40	1½	48.32	34.95	108

## Coupler

15	½	21.4	22.25	47
20	¾	26.7	25.4	54
25	1	33.45	28.6	60.5
32	1¼	42.23	31.75	68.5
40	1½	48.32	34.95	74
50	2	60.4	38.1	79
65	2½	73.12	44.45	95
80	3	89	47.65	101
100	4	114.42	57.15	120

# UPVC FITTINGS



Union



Elbow 90°



Tank Connection



Transition Bush



Pipe Clip

Size  
(mm)

Size  
(Inch)

ID (D1)

SL

H

## Union

15	½	21.4	22.25	54
20	¾	26.7	25.40	60.5
25	1	33.45	28.60	70
32	1¼	42.23	31.75	75.5
40	1½	48.32	34.95	75
50	2	60.4	38.10	90.5

## Elbow 90°

15	½	21.4	22.25	48
20	¾	26.7	25.40	58.5
25	1	33.45	28.60	66
32	1¼	42.23	31.75	80
40	1½	48.32	34.95	92.5
50	2	60.66	38.10	110.64
65	2½	73.12	44.45	132
80	3	89	47.65	152
100	4	114.42	57.15	188

Size  
(mm)

Size  
(Inch)

ID (D1)

OD

SL

H

## Tank Connection

20	¾	26.7	¾"	27.25	78.5
25	1	33.45	1"	30.40	82
32	1¼	42.23	1¼"	34.00	85
40	1½	48.32	1½"	39.50	89.5

Size  
(mm)

Size  
(Inch)

ID (D1)

ID(D2)

SL-1

SL-2

H

## Transition Bush

15 x 15	½(ASTM) x ½(CPVC)	21.42	15.92	15.92	15.92	39
20 x 20	¾(ASTM) x ¾(CPVC)	26.84	22.28	22.28	22.28	49.5
25 x 25	1(ASTM) x 1(CPVC)	33.58	28.67	28.67	28.67	55.5

## Pipe Clip

15	½	21.4				28.5
20	¾	26.7				35.5
25	1	33.45				42

# UPVC FITTINGS



**Reducer Tee**



**Female Elbow Brass Threaded-FEBT**



**Female Adapter Plastic Threaded- FAPT**



**Brass Tee**

Size (mm)	Size (inch)	ID (D1)	ID (D2)	SL1	SL2	H
--------------	----------------	---------	---------	-----	-----	---

## Reducer Tee

20 X 15	¾ x ½	26.7	21.4	25.40	22.25	80
25 X 15	1 x ½	33.7	21.4	28.60	22.25	88.5
25 X 20	1 x ¾	33.45	26.7	28.60	25.40	93.5
32 X 15	1¼ x ½	42.23	21.4	31.75	22.25	93.5
32 X 25	1¼ x 1	42.23	33.45	31.75	28.60	105.5
40 X 15	1½ x ½	48.32	21.4	34.95	22.25	98.5
40 X 25	1½ x 1	48.32	33.45	34.95	28.60	112.5
40 X 32	1½ x 1¼	48.32	42.23	34.95	31.75	120
50 X 15	2 x ½	60.66	21.4	38.10	22.25	103
50 X 20	2 x ¾	60.66	26.7	38.10	25.40	108
50 X 25	2 x 1	60.66	33.45	38.10	28.60	115
50 X 32	2 x 1¼	60.66	42.23	38.10	31.75	124
50 X 40	2 x 1½	60.66	48.32	38.10	34.95	135

Size (mm)	Size (inch)	ID(D1)	ID(D2)	SL	H
--------------	----------------	--------	--------	----	---

## Female Elbow Brass Threaded-FEBT

15 x 15	½ x ½	21.4	½"	22.25	52.5
20 x 15	¾ x ½	26.7	½"	25.40	58.5
25 x 15	1 x ½	33.45	½"	28.60	63.5
25 x 20	1 x ¾	33.45	¾"	28.60	68.5
25 x 25	1 x 1	33.45	1"	28.60	63.5

## Female Adapter Plastic Threaded- FAPT

15	½	21.4	½"	22.25	40.5
20	¾	26.7	¾"	25.40	44.5
25	1	33.45	1"	28.60	53.5
32	1¼	42.23	1¼"	31.75	63
40	1½	48.32	1½"	34.95	68.5
50	2	60.66	2"	38.10	69

## Brass Tee

15 x 15	½ x ½	21.4	½"	22.25	76.5
20x 15	¾ x ½	26.7	½"	25.40	79.5
25 x 15	1 x ½	33.45	½"	28.60	84
25 x 20	1 x ¾	33.45	¾"	28.60	79.5
25 x 25	1 x 1	33.45	1"	28.60	79.5

# CPVC ASTM PIPES & FITTINGS

A system of high-temperature plastic pressure piping for potable plumbing called CPVC was first introduced in 1959.

## Applications



Dimension - 20 to 315mm

## Features



# CPVC PIPES & FITTINGS


## WHENEVER YOU WANT HOT & COLD WATER TULSI HAS A SOLUTIONS

Free radical chlorination has been used to chlorinate PVC (polyvinyl chloride). Chlorine is added to PVC via a fluidized bed or water slurry chlorination process to create CPVC. UV radiation is what starts the chlorination reaction. The materials needed to give the chlorinated PVC the right qualities for subsequent processing are combined with it. Chlorine is added to PVC to improve fire and corrosion resistance and increase temperature performance.

## FEATURES & BENEFITS

### CPVC Advantages

- Potable water security and long-term dependability
- Resistance to deposits, corrosion, and tuberculation
- Resistance to chlorine and chloramine
- Lightweight and portable a wide choice of sizes are available
- Resistance to noise and water hammer
- No scrap value, preventing theft on the jobsite
- Durability and toughness to withstand installations on the jobsite
- Solvent cement joints, no need of flame for connecting
- Compatibility of pipes and fittings worldwide
- Expert installation appearance



# CPVC FITTINGS

Size (mm)    Size (inch)    ID    OD    WT    SL    L    H



Elbow 90° (brass)



Elbow 90°



End Cap



Equal Tee



Coupler

## Elbow 90° (brass)

15x15	½ x ½	16.08	21.26	2.59	12.70	36.0	45.0
20x15	¾ x ½	22.45	27.63	2.59	17.78	41.0	51.0
20x20	¾ x ¾	22.45	27.63	2.59	17.78	42.0	55.0
25x15	1 x ½	28.83	33.56	2.59	22.86	53.0	55.0
25x20	1 x ¾	28.83	33.56	2.59	22.86	62.0	56.0
25x25	1 x 1	28.83	33.56	2.59	22.86	57.0	61.0

## Elbow 90°

15	½	16.08	21.26	2.59	12.70	32.0	32.0
20	¾	22.45	27.63	2.59	17.78	45.0	45.0
25	1	28.83	33.56	2.59	22.86	57.0	57.0
32	1¼	35.20	41.56	3.18	27.94	69.0	69.0
40	1½	41.66	49.18	3.76	33.02	80.0	80.0
50	2	54.38	64.18	4.90	43.18	102.0	102.0
65	2½	73.38	87.4	7.01	44.45	131.0	130.0
80	3	89.31	104.55	7.62	47.63	152.0	161.0
100	4	114.76	131.92	8.58	57.15	190.0	196.0

## End Cap

15	½	16.08	21.26	2.59	12.70	-	19.0
20	¾	22.45	27.63	2.59	17.78	-	26.0
25	1	28.83	33.56	2.59	22.86	-	31.0
32	1¼	35.20	41.56	3.18	27.94	-	38.0
40	1½	41.66	49.18	3.76	33.02	-	44.0
50	2	54.38	64.18	4.90	43.18	-	57.0
65	2½	73.38	87.4	7.01	44.45	-	64
80	3	89.31	104.55	7.62	47.63	-	70
100	4	114.76	131.92	8.58	57.15	-	82

## Equal Tee

15	½	16.08	21.26	2.59	12.70	33.3	45.0
20	¾	22.45	27.63	2.59	17.78	45.0	62.0
25	1	28.83	33.56	2.59	22.86	57.0	79.0
32	1¼	35.20	41.56	3.18	27.94	68.2	94.0
40	1½	41.66	49.18	3.76	33.02	80.0	110.0
50	2	54.38	64.18	4.90	43.18	105.0	142.0
65	2½	73.38	87.40	7.01	44.45	133.0	172.0
80	3	89.31	104.55	7.62	47.63	154.0	196.0
100	4	114.76	131.92	8.58	57.15	187.0	239.0

## Coupler

15	½	16.08	21.26	2.59	12.70	-	29.0
20	¾	22.45	27.63	2.59	17.78	-	40.0
25	1	28.83	33.56	2.59	22.86	-	47.5
32	1¼	35.20	41.56	3.18	27.94	-	62.0
40	1½	41.66	49.18	3.76	33.02	-	71.0
50	2	54.38	64.18	4.90	43.18	-	90.5
65	2½	73.38	87.4	7.01	44.45	-	96
80	3	89.31	104.55	7.62	47.63	-	103
100	4	114.76	131.92	8.58	57.15	-	120

# CPVC FITTINGS

Size  
(mm)

Size  
(inch)

ID

OD

WT

SL

L

H



Union



Brass Tee



Elbow 45°



Transition Bush



Tank Connection

## Union

Size (mm)	Size (inch)	ID	OD	WT	SL	L	H
15	½	16.08	21.26	2.59	12.70	39.0	37.0
20	¾	22.45	27.63	2.59	17.78	45.0	45.0
25	1	28.83	33.56	2.59	22.86	55.0	57.0
32	1¼	35.20	41.56	3.18	27.94	64.0	63.5
40	1½	41.66	49.18	3.76	33.02	73.0	79.0
50	2	54.38	64.18	4.90	43.18	95.0	99.0
65	2½	73.38	87.4	7.01	44.45	125.0	100.0

## Brass Tee

Size (mm)	Size (inch)	ID	OD	WT	SL	L	H
15x15x15	½ x ½ x ½	16.08	21.26	2.59	12.70	38.0	52.0
20x15x20	¾ x ½ x ¾	22.45	27.63	2.59	17.78	42.0	68.0
25x15x25	1 x ½ x 1	28.83	33.56	2.59	22.86	50.0	79.0
25x20x25	1 x ¾ x 1	28.83	33.56	2.59	22.86	56.0	77.0
25x25x25	1 x 1 x 1	28.83	33.56	2.59	22.86	56.0	79.0

## Elbow 45°

Size (mm)	Size (inch)	ID	OD	WT	SL	L	H
20	¾	22.45	27.63	2.59	17.78	42.0	58.0
25	1	28.83	33.56	2.59	22.86	53.0	69.0
32	1¼	35.20	41.56	3.18	27.94	61.0	84.0
40	1½	41.66	49.18	3.76	33.02	72.0	99.0
50	2	54.38	64.18	4.90	43.18	91.0	127.0

## Transition Bush

Size (mm)	Size (inch)	ID	OD	WT	SL	L	H
20x20	¾x¾	22.45	27.63	2.59	17.78	32.0	28.0
25x25	1x1	28.83	33.56	2.59	22.86	40.0	32.0

## Tank Connection

Size (mm)	Size (inch)	ID	OD	WT	SL	L	H
20	¾	22.45	27.63	-	17.78	48.0	75.0
25	1	28.83	33.56	-	22.86	54.0	80.0
32	1¼	35.20	41.56	-	27.94	65.0	86.0
40	1½	41.66	49.18	-	33.02	70.0	98.0
50	2	54.38	64.18	-	43.18	83.0	104.0

# CPVC FITTINGS

Size  
(mm)

Size  
(inch)

ID

OD

WT

SL

L

H



**Male Adapter  
Brass Threaded - MABT**



**Female Adapter  
Brass Threaded - FABT**



**Male Adapter  
Plastic Threaded - MAPT**



**Female Adapter  
Plastic Threaded - FAPT**



**Reducing Male Adapter  
Plastic Thread - MAPT**

## MABT

15	½	16.08	21.26	2.59	12.70	30.0	47.0
20	¾	22.45	27.63	2.59	17.78	31.0	54.0
25	1	28.83	33.56	2.59	22.86	38.0	71.0
32	1¼	35.20	41.56	3.18	27.94	50.0	81.0
40	1½	41.66	49.18	3.76	33.02	57.0	88.0
50	2	54.38	64.18	4.90	43.18	70.0	104.0
65	2½	73.38	87.4	7.01	44.45	94.0	111.0

## FABT

15	½	16.08	21.26	2.59	12.70	27.0	43.0
20	¾	22.45	27.63	2.59	17.78	32.0	50.0
25	1	28.83	33.56	2.59	22.86	40.0	64.0
32	1¼	35.20	41.56	3.18	27.94	50.0	78.0
40	1½	41.66	49.18	3.76	33.02	57.0	83.0
50	2	54.38	64.18	4.90	43.18	70.0	97.0
65	2½	73.38	87.4	7.01	44.45	94.0	100.0

## MAPT

15	½	16.08	21.26	2.59	12.70	32.0	22.5
20	¾	22.45	27.63	2.59	17.78	42.0	28.0
25	1	28.83	33.56	2.59	22.86	48.0	35.0
32	1¼	35.20	41.56	3.18	27.94	55.0	42.0
40	1½	41.66	49.18	3.76	33.02	62.0	51.0
50	2	54.38	64.18	4.90	43.18	75.0	65.0

## FAPT

15	½	16.08	21.26	2.59	12.70	27.0	35.0
20	¾	22.45	27.63	2.59	17.78	32.0	42.0
25	1	28.83	33.56	2.59	22.86	45.0	48.0
32	1¼	35.20	41.56	3.18	27.94	60.0	51.0
40	1½	41.66	49.18	3.76	33.02	58.0	67.0
50	2	54.38	64.18	4.90	43.18	71.0	81.0

## RMAPT

20x15	¾ x ½	22.45	27.63	2.59	17.78	38.0	33.0
-------	-------	-------	-------	------	-------	------	------

# CPVC FITTINGS

Size (mm)    Size (Inch)    ID    OD    WT    SL    L    H    Thread (Inch)



**Reducing Male Adapter  
Brass Threaded - RMABT**



**Reducing Female Adapter  
Brass Threaded - RFABT**



**Cross Tee**



**Step Over Bend**



**End Plug**



**Pipe Clip - Metal**

## RMABT

20x15	¾ x ½	22.45	27.63	2.59	17.78	53	31	½
25x15	1 x ½	28.83	33.56	2.59	22.86	53	38	½
25x20	1 x ¾	28.83	33.56	2.59	22.86	62	38	¾

## RFABT

20x15	¾ x ½	22.45	27.63	2.59	17.78	33.0	38.0	½
25x15	1 x ½	28.83	33.56	2.59	22.86	98.0	43.0	½
25x20	1 x ¾	28.83	33.56	2.59	22.86	40.0	58.0	¾

## Cross Tee

15	½	16.08	21.26	2.59	12.7	44.0	-	-
20	¾	22.45	27.63	2.59	17.78	61.5	-	-
25	1	28.83	33.56	2.59	22.86	80.0	-	-

## Step Over Bend

15	½	16.08	-	-	-	152.0	39.0	-
20	¾	22.45	-	-	-	191.0	50.0	-
25	1	28.83	-	-	-	231.0	60.0	-

## End Plug

15	½	-	-	-	-	27.0	66.0	-
----	---	---	---	---	---	------	------	---

## Pipe Clip - Metal

15	½	-	-	1.00	-	60.0	21.0	-
20	¾	-	-	1.20	-	65.0	25.0	-
25	1	-	-	1.20	-	74.0	30.0	-
32	1¼	-	-	1.20	-	88.0	37.0	-
40	1½	-	-	1.20	-	109.0	45.0	-
50	2	-	-	1.20	-	113.0	59.0	-

# CPVC FITTINGS

Size  
(mm)

Size  
(inch)

OD

ID

SL

L

H



**Bushing**

## Bushing

20x15	¾ x ½	22.45	16.08	12.70	27.0	21.1
25x15	1 x ½	28.83	16.08	12.70	35.0	26.0
25x20	1 x ¾	28.83	22.45	17.78	35.0	27.0
32x15	1¼ x ½	35.20	16.08	12.70	41.0	32.0
32x20	1¼ x ¾	35.20	22.45	17.78	42.0	32.0
32x25	1¼ x 1	35.20	28.83	22.86	42.0	31.0
40x15	1½ x ½	41.66	16.08	12.70	49.0	36.0
40x20	1½ x ¾	41.66	22.45	17.78	49.0	36.0
40x25	1½ x 1	41.66	28.83	22.86	49.0	35.0
40x32	1½ x 1¼	41.66	35.20	27.94	49.0	36.0
50x15	2 x ½	54.38	16.08	12.70	65.0	46.0
50x20	2 x ¾	54.38	22.45	17.78	64.0	46.0
50x25	2 X 1	54.38	28.83	22.86	65.0	46.0
50x32	2 X 1¼	54.38	35.20	27.94	65.0	46.0
50x40	2 X 1½	54.38	41.66	33.02	65.0	46.0
65x50	2½ x 2	73.38	54.38	43.18	80.00	53.0
80x50	3 x 2	89.31	54.38	43.18	98.00	56.0
100x50	4 x 2	114.76	54.38	43.18	123.00	66.0



**Ball Valve**

## Ball Valve

15	½	-	16.08	12.70	62.0	59.0
20	¾	-	22.45	17.78	71.0	78.0
25	1	-	28.83	22.86	89.0	87.0
32	1¼	-	35.20	27.94	102.0	106.0
40	1½	-	41.66	33.02	120.0	124.0
50	2	-	54.38	43.18	133.0	152.0



Reducer Tee

## Reducer Tee

15x20x15	½ x ¾ x ½	16.08	21.26	2.59	12.7	22.45	27.63	2.59	17.78	16.08	21.26	2.59	12.7	45	68
20x20x15	¾ x ¾ x ½	22.45	27.63	2.59	17.78	22.45	27.63	2.59	17.78	16.08	21.26	2.59	12.7	45	68
20x15x20	¾ x ½ x ¾	22.45	27.63	2.59	17.78	16.08	21.26	2.59	12.7	22.45	27.63	2.59	17.78	48	62
25x15x25	1 x ½ x 1	28.83	33.56	2.59	22.86	16.08	21.26	2.59	12.7	28.83	33.56	2.59	22.86	60	79
25x20x25	1 x ¾ x 1	28.83	33.56	2.59	22.86	22.45	27.63	2.59	17.78	28.83	33.56	2.59	22.86	60	79
32x15x32	1 ¼ x ½ x 1 ¼	35.2	41.56	3.18	27.94	16.08	21.26	2.59	12.7	35.2	41.56	3.18	27.94	72	94
32x20x32	1 ¼ x ¾ x 1 ¼	35.2	41.56	3.18	27.94	22.45	27.63	2.59	17.78	35.2	41.56	3.18	27.94	72	94
32x25x32	1 ¼ x 1 x 1 ¼	35.2	41.56	3.18	27.94	28.83	33.56	2.59	22.86	35.2	41.56	3.18	27.94	72	94
40x15x40	1 ½ x ½ x 1 ½	41.66	49.18	3.76	33.02	16.08	21.26	2.59	12.7	41.66	49.18	3.76	33.02	84	110
40x20x40	1 ½ x ¾ x 1 ½	41.66	49.18	3.76	33.02	22.45	27.63	2.59	17.78	41.66	49.18	3.76	33.02	84	110
40x25x40	1 ½ x 1 x 1 ½	41.66	49.18	3.76	33.02	28.83	33.56	2.59	22.86	41.66	49.18	3.76	33.02	84	110
40x32x40	1 ½ x 1 ¼ x 1 ½	41.66	49.18	3.76	33.02	35.2	41.56	3.18	27.94	41.66	49.18	3.76	33.02	84	110
50x15x50	2 x ½ x 2	54.38	64.18	4.9	43.18	16.08	21.26	2.59	12.7	54.38	64.18	4.9	43.18	109	142
50x20x50	2 x ¾ x 2	54.38	64.18	4.9	43.18	22.45	27.63	2.59	17.78	54.38	64.18	4.9	43.18	109	142
50x25x50	2 x 1 x 2	54.38	64.18	4.9	43.18	28.83	33.56	2.59	22.86	54.38	64.18	4.9	43.18	109	142
50x32x50	2 x 1 ¼ x 2	54.38	64.18	4.9	43.18	35.2	41.56	3.18	27.94	54.38	64.18	4.9	43.18	109	142
50x40x50	2 x 1 ½ x 2	54.38	64.18	4.9	43.18	41.66	49.18	3.76	33.02	54.38	64.18	4.9	43.18	109	142
*65x50x65	2 ½ x 2 x 2 ½	73.38	87.4	7.01	44.45	54.38	64.18	4.9	43.18	73.38	87.4	7.01	44.45	173.0	139.0
*80x50x80	3 x 2 x 3	89.31	104.55	7.62	47.63	54.38	64.18	4.9	43.18	89.31	104.55	7.62	47.63	198.0	158.0
*100x50x100	4 x 2 x 4	114.76	131.92	8.58	57.15	54.38	64.18	4.9	43.18	114.76	131.92	8.58	57.15	239.0	193.0



Reducer Coupler

## Reducer Coupler

20x15	¾ x ½	22.45	27.63	2.59	17.78	16.08	21.26	2.59	12.70	-	-	-	-	-	34.0
25x15	1 x ½	28.83	33.56	2.59	22.86	16.08	21.26	2.59	12.07	-	-	-	-	-	53.0
25x20	1 x ¾	28.83	33.56	2.59	22.86	22.45	27.63	2.59	17.78	-	-	-	-	-	45.0
32x20	1 ¼ x ¾	35.20	41.56	3.18	27.94	22.45	27.63	2.59	17.78	-	-	-	-	-	51.0
32x25	1 ¼ x 1	35.2	41.56	3.18	27.94	28.83	33.56	2.59	22.86	-	-	-	-	-	54.0
40x20	1 ½ x ¾	41.66	49.18	3.76	33.02	22.45	27.63	2.59	17.78	-	-	-	-	-	55.0
40x25	1 ½ x 1	41.66	49.18	3.76	33.02	28.83	33.56	2.59	22.86	-	-	-	-	-	59.0
40x32	1 ½ x 1 ¼	41.66	49.18	3.76	33.02	35.2	41.56	3.18	27.94	-	-	-	-	-	64.0
50x32	2 x 1 ¼	54.38	64.18	4.9	43.18	35.2	41.56	3.18	27.94	-	-	-	-	-	74.0
50x40	2 x 1 ½	54.38	64.18	4.9	43.18	41.66	49.18	3.76	33.02	-	-	-	-	-	79.0
65x50	2 ½ x 2	73.38	87.4	7.01	44.45	54.38	64.18	4.9	43.18	-	-	-	-	-	103.0
80x50	3 x 2	89.31	104.55	7.62	47.63	54.38	64.18	4.9	43.18	-	-	-	-	-	110.0
100x50	4 x 2	114.76	131.92	8.58	57.15	54.38	64.18	4.9	43.18	-	-	-	-	-	128.0



Reducer Elbow

## Reducer Elbow

20x15	¾ x ½	22.45	27.63	2.59	17.78	16.08	21.26	2.59	12.70	-	-	-	-	45.0	50.0
25x15	1 x ½	28.83	33.56	2.59	22.86	16.08	21.26	2.59	17.78	-	-	-	-	62.0	58.0
25x20	1 x ¾	28.83	33.56	2.59	22.86	22.45	27.63	2.59	17.78	-	-	-	-	49.0	50.0
32x20	1 ¼ x ¾	35.2	41.56	3.18	27.94	22.45	27.63	2.59	17.78	-	-	-	-	69.0	72.0
40x25	1 ½ x 1	41.66	49.18	3.76	33.02	28.83	33.56	2.59	22.86	-	-	-	-	80.0	81.0
40x32	1 ½ x 1 ¼	41.66	49.18	3.76	33.02	35.2	41.56	3.18	27.94	-	-	-	-	80.0	83.0
65x50	2 ½ x 2	73.38	87.4	7.01	44.45	54.38	64.18	4.9	43.18	-	-	-	-	138.0	130.0
80x50	3 x 2	89.31	104.55	7.62	47.63	54.38	64.18	4.9	43.18	-	-	-	-	153.0	161.0
100x50	4 x 2	114.76	131.92	8.58	57.15	54.38	64.18	4.9	43.18	-	-	-	-	188.0	196.0

# SWR PIPES & FITTINGS

SWR pipes are highly efficient and economical drainage systems that can be used in residential and commercial buildings.

## Features



## Applications





**Bend 45°**

## Bend 45°

75	2.5	76.2	85.5	75.3	3.20	153	99
90	3	91.3	99.78	90.3	3.20	187	119
110	4	111.3	121.34	110.3	3.20	199	147
160	6	161.5	174.64	160.5	3.20	291	221



**Bend 87.5°**

## Bend 87.5°

75	2.5	76.2	85.5	75.3	3.20	130	124
90	3	91.3	99.78	90.3	3.20	165	165
110	4	111.3	121.34	110.3	3.20	188	184
160	6	161.5	174.64	160.5	3.20	268	265



**Coupler**

## Coupler

75	2.5	76.2	85.5		3.20	97	91
90	3	91.3	99.78		3.20	117	107
110	4	111.3	121.34		3.20	122	128
160	6	161.5	174.64		3.20	198	183



**Single Tee**

## Single Tee

75	2.5	76.2	85.5	75.3	3.20	186	134
90	3	91.3	99.78	90.3	3.20	121	155
110	4	111.3	121.34	110.3	3.20	249	185
160	6	161.5	174.64	160.5	3.20	365	271



**Swept Tee**

## Swept Tee

75	2.5	76.2	85.5	75.3	3.20	155	205
110	4	111.3	121.34	110.3	3.20	278	212

# SWR PIPES & FITTINGS

## WHEN YOU FACING SEWERAGE PROBLEM TULSI HAS A SOLUTIONS

A Tulsi Pipes Ring Fit SWR system can be assembled by only inserting the spigot into the socket end. There is no need for solvent or threading to join this. The strengthened Yellow Ring that is provided in the groove secures the spigot end in the socket. Choking is avoided and leak-proof joints are guaranteed. With the aid of this cutting-edge co-molded yellow ring, the joints can now account for the plastic's thermal expansion and contraction.

### FEATURES & BENEFITS

- Quick and simple installation
- Making joints doesn't require solvent cement.
- Cost-effective
- With Yellow Ring technology, thermal expansion and contraction are possible.
- No choking at high flow rates
- Perfect dimensional control that is accurate





**Cross Tee Plain**

## Cross Tee Plain

75	2.5	76.2	85.5	75.3	3.20	191	200
110	4	111.3	121.34	110.3	3.20	259	264



**Reducing Tee**

## Reducing Tee

110x75	4x2.5	111.3	121.34	110.3	3.20	250	175
-	-	76.2	85.5	-	3.20		
110x90	4x3	111.3	121.34	110.3	3.20	250	195
-	-	91.2	99.78	-	3.20		
160x110	6x4	161.5	174.64	160.5	3.20	365	250
-	-	111.3	121.34	-	3.20		



**Reducing Door Tee**

## Reducing Door Tee

110x75	4x2.5	111.3	121.3	110.3	3.20	249	208
		76.2	85.5	110.3	3.20		
160x110	6x4	161.5	174.5	160.5	3.20	365	280
		111.3	121.3	160.5	3.20		



**Single Y**

## Single Y

75	2.5	76.2	85.5	75.3	3.20	210	180
90	3	91.2	99.78	90.3	3.20	263	207
110	4	111.3	121.34	110.3	3.20	292	243
160	6	161.5	174.64	160.5	3.20	420	370



**Reducing Y**

## Reducing Y

110x75	4x2.5	76.2	85.5	-	3.20	264	217
		111.3	121.34	110.3	3.20		
160x110	6x4	161.5	174.64	160.5	3.20	417	314
		111.3	121.34	-	3.20		



**Reducing Y with Door**

## Reducing Y with Door

110x75	4x2.5	111.3	121.34	110.3	3.20	263	245
		76.2	85.5	-	3.20		
160x110	6x4	161.5	174.64	160.5	3.20	415	332
		111.3	121.34	-	3.20		



**Reverse Y**

## Reverse Y

75	2.5	76.2	85.5	75.3	3.20	234	173
----	-----	------	------	------	------	-----	-----



**Reverse Y with Door**

## Reverse Y with Door

75	2.5	76.2	85.5	75.3	3.20	180	230
----	-----	------	------	------	------	-----	-----



**Double Y Plain**

## Double Y Plain

75	2.5	76.2	85.5	75.3	3.20	216	221
110	4	111.3	121.3	110.3	3.20	299	366



**Reducer**

## Reducer

110x75	4x2.5	76.2	85.5	3.20	152	91
		110.3	-	3.20		
160x110	6x4	111.3	121.3	3.20	201	128
		160.5	-	3.20		



**Cleaning Pipe**

## Cleaning Pipe

75	2.5	76.2	85.5	75.3	3.20	114	188	78	22
110	4	111.3	121.3	110.3	3.20	242	150	108	27
160	6	161.5	174.5	160.5	3.20	204	365	108	27



**Double Y with Door**

## Double Y with Door

75	2.5	76.2	85.5	75.3	3.20	222	261	78	22
110	4	111.3	121.3	110.3	3.20	299	360	92.4	26



**Single Y with door**

## Single Y with door

75	2.5	76.2	85.5	75.3	3.20	210	210	78	22
90	3	91.2	99.78	90.3	3.20	263	235	92.4	26
110	4	111.3	121.34	110.3	3.20	295	228	108	27
160	6	161.5	174.64	160.5	3.20	420	400	108	27



**Door Tee**

## Door Tee

75	2.5	76.2	85.5	75.3	3.20	187	162	78	22
90	3	91.2	99.78	90.3	3.20	223	192	92.4	26
110	4	111.3	121.34	110.3	3.20	254	222	108	27
160	6	161.5	174.64	160.5	3.20	365	302	108	27



**Door Bend 87.5°**

## Door Bend 87.5°

75	2.5	76.2	85.5	75.3	3.20	141	142	78	22
90	3	91.2	99.78	90.3	3.20	180	180	92.4	26
110	4	111.3	121.34	110.3	3.20	127	198	108	27
160	6	161.5	174.64	160.5	3.20	267	267	108	27



**Swept tee with Door**

## Swept tee with Door

75	2.5	76.2	85.5	75.3	3.20	201	178	78	22
110	4	111.3	121.34	110.3	3.20	278	251	108	27



**Cross Tee With door**

## Cross Tee With door

75	2.5	76.2	85.5	75.3	3.20	188	196	78	22
110	4	111.3	121.3	110.3	3.20	246	266	108	27



**Yellow Rubber Ring**

75	2.5
90	3
110	4
160	6



**Vent Cowl**

## Vent Cowl

75	2.5	75.3	42	3.20	78	81
90	3	90.3	65	3.20	81	94
110	4	110.3	66	3.20	91	158
160	6	160.5	82	3.20	140	165



**Pipe Clip**

## Pipe Clip

75	2.5	75.3	3.20	114	130
110	4	110.3	3.20	152	157

# RPVC PIPES & FITTINGS

RPVC pipes are suitable for agricultural irrigation systems, domestic pumping operations as well as industrial purposes.

## Features



Dimension - 63 to 315mm

## Applications



# RPVC FITTINGS

## ALL YOUR RPVC NEED TULSI HAS A SOLUTIONS

Polyvinyl Chloride comes in a rigid version called RPVC. Construction projects and industrial applications are where RPVC is most frequently employed. Because of its exceptional strength & load-bearing ability, this material is used to create products like plumbing pipes, fittings, packaging, vinyl windows, and doors.



Elbow



Elbow Deluxe



Reducer



MTA



FTA



Tail Piece



Service Saddle



End Cap (TH)



Reducing FTA



Reducing MTA



Reducing Tee



Cross Tee



Coupler



Ball Valve



Tee Gold



Tee Deluxe

# RPVC FITTINGS

## ALL YOUR RPVC NEED TULSI HAS A SOLUTIONS

The fabricated fittings are available in exhaustive range including handmade fittings. The major components of fittings includes couplers, Bends, short bends, Tee, Reducing tee, cross tee, Tail piece, Reducers, End cap, Leakase couple etc. and are available ranging from 20-200mm in different pressure classes. Further, the handmade division of the company is capable of making any customized item as per requisite standards and customer specific order. The complete system solution with regard to fabricated fittings is available under one roof and hence customer need not depend on any other Conventional products.



Bend



Ring Fit Coupler



Reducer



Linkage Coupler



Coupler



Reducer

# SPRINKLER IRRIGATION SYSTEM

Farmers initially used sprinklers that were similar to those found in homes and golf courses

## Applications



Offices



Residential  
Purposes



Industrial  
Use



Hospitals



Sewage & Waste  
Water Lines



Rainwater  
Drainage



# SPRINKLER IRRIGATION

## SPRINKLER IRRIGATION IS THE METHOD OF APPLYING WATER IN A CONTROLLED MANNER IN WAY SIMILAR TO RAINFALL

Sprinklers for irrigation can be utilised in residential, commercial, and agricultural settings. Both sandy soil and uneven terrain with insufficient water supply can benefit from it. The revolving nozzle-topped perpendicular pipes are connected to the main pipeline at regular intervals. Water leaks from the revolving nozzles when it is pressured and forced into the main pipe. The crop receives a spray of it. Water is piped to one or more central sites throughout the field for overhead high pressure sprinklers or guns to disperse during sprinkler or overhead irrigation.



Nozzel



C Clamp Type



Latch Type



Mini Sprinkler



TEE L Type



Bend C Type



Bend L Type



PNC L Type



PNC C Type



TEE L Type



Footbatten L Type



End Cap L Type



End Cap C Type



Footbatten C Type



# DRIP IRRIGATION SYSTEM

**The idea behind drip irrigation systems is straightforward: Little amounts of water can trickle slowly into the soil over extended periods of time thanks to tiny holes installed at various locations along a hose.**

## Applications



Offices



Residential  
Purposes



Industrial  
Use



Hospitals



Sewage & Waste  
Water Lines



Rainwater  
Drainage



# DRIP IRRIGATION SYSTEM

## ALL YOUR DRIPING NEED TULSI HAS A SOLUTIONS

Drip irrigation systems use less water since the water is applied where it is most needed by the plants. A drip irrigation system can be utilised successfully in both ornamental and food-producing gardens. Ideal growing conditions are created by applying smaller amounts of water over a longer period of time. Drip irrigation prolongs plant watering periods while reducing soil erosion and nutrient runoff. Also, due to the constant flow, water thoroughly penetrates the soil to reach the root zone.



Ring Take Off



In Line Emittres



Ring Joiner



Flat In Line Emittres



On Line Emittres



Elbow



Plastic Punch



End Cap



Tee



Reducing Joiner



Lateral Cock



Gromat



Coils



# COLUMN PIPES

**COLUMN PIPES ARE ESSENTIAL COMPONENTS OF BOREWELLS, SUBMERSIBLE PUMPS AND JET PUMPS. COLUMN PIPES ARE ALSO USED FOR DOMESTIC, COMMERCIAL AND INDUSTRIAL APPLICATIONS.**

## Applications



Offices



Residential  
Purposes



Industrial  
Use



Hospitals



Sewage & Waste  
Water Lines



Rainwater  
Drainage



# COLUMN PIPES

## ALL YOUR BORE WELL NEED TULSI HAS A SOLUTIONS

Compared to its contemporaries, column pipes are simpler to move. Because of their small weight, they require a lot less manual labour to lift and carry. Even to sites that are difficult to access by an usual mode of transportation, column pipes can be delivered easily. In addition, the pipes are lighter than older, more traditional pipes, allowing a carrier to carry more at once. It greatly reduces the cost of the freight.

## FEATURES & BENEFITS

### Durability

Because the pumping systems are in both an operational and non-operational state, column pipes must be constructed with high-quality base material that can tolerate changing conditions. Durability is one of a column pipe's most important characteristics.

### Versatile Application

Column pipes can function well in a variety of settings. They can be used in industrial processes, household borewells, submersible pumps, and irrigation systems for agriculture. A column pipe should function properly under demanding operating conditions and have a long service life.

### Easy Installation

The plumbing systems of residential and commercial buildings use column pipes. They are easy to handle and move because of this. Several diameters and sizes are available for column pipes. So, it is crucial to choose pipes that are made to fit together perfectly.



# HDPE PIPES

Many uses for HDPE pipe systems are available, including typical trenching for water mains, fire ring mains, sewer mains, and gas mains pipelines.

## Applications



Offices



Residential  
Purposes



Industrial  
Use



Hospitals



Sewage & Waste  
Water Lines



Rainwater  
Drainage



# HDPE PIPES & COILS

## ALL YOUR AGRI NEED TULSI HAS A SOLUTIONS

Flexible plastic pipes called HDPE pipes are mostly employed in the industrial and agricultural sectors to transport fluids or gases. They are the ideal solutions for outdated steel or concrete pipelines. They are extremely impermeable and made of high-density polyethylene. It is suitable for high pressure pipelines because of its property.

### FEATURES & BENEFITS

#### High durability

HDPE pipes do not rust or corrode. This increases their lifespan and lowers the overall cost over time. Depending on usage, installation, and project design, HDPE pipes become the right choice with a lifespan of 50 to 100 years.

#### Convenient installation

HDPE pipes are the ideal material for trenchless installation because to their flexibility and tensile strength. They may put equipment beneath rivers, lakes, ponds, and creeks with little inconvenience to the general population because to this technology.

#### No water loss

Joints in HDPE pipes are leak-proof. HDPE pipes may be linked by heat, unlike other piping systems, which rely on connections that are very prone to water leakage. This leads to joints that are permanently leak-free, helping us conserve our most valuable resource.

#### Environment friendly

In addition to the physical characteristics listed above, HDPE pipes have a negligible environmental impact. Even during the production process, they do not release dangerous toxic levels. Moreover, these are simple to recycle for use in non-pressure pipe applications.



# CASING PIPES

For applications like water mains and gas mains,  
HDPE pipe is used all over the world.



## Applications



Offices



Residential  
Pipelines



Industrial  
Use



Hospitals



Sewage & Water  
Main Lines



Rainwater  
Drainage

# CASING PIPES

## FRESH WATER NEED TULSI HAS A SOLUTIONS

A big diameter pipe called a casing is put together and fitted into a borehole's most recent section of drilling. Casing is placed inside the drilled borehole to safeguard and support the wellstream, much like the vertebrae in a spine do to protect the spinal cord. Cement is usually used to hold the lower part (and occasionally the entire piece) in place. The weight of the pipe must be partially supported by a casing hanger in the wellhead because deeper strings typically aren't completely cemented to the surface.

### FEATURES & BENEFITS

- Shields areas around freshwater wells from contamination.
- Prevents big caverns from forming or unstable top formations from caving in and sticking the drill string.
- Gives a sturdy upper base that enables deeper drilling with high-density drilling fluid.
- Separates from one another various zones in the drilled formations that may have differing pressures or fluids.
- Prevents blowouts by sealing off high pressure zones from the surface.
- Stops fluid contamination or loss into production zones.
- Enables the installation of production equipment by providing a smooth internal bore.



Casing Pipe

# ELASTOMERIC SEALING PIPES

The elastomeric seal is for a sleeved pipe connection between two pipes or a pipe and a component, esp. of two different materials. It has a form providing a seal independent of the pipe



## Applications



Office



Residential Purpose



Industrial Use



Hospital



Sewage & Waste Water Lines



Rainwater Drainage

# ELASTOMERIC SEALING PIPES

## ELASTOMERIC SEALING NEED TULSI HAS A SOLUTIONS

We are the best at what we do. Our highly qualified internal specialists created these superb ring pipes to guarantee leak-free jointing for usage in both industrial and domestic applications.

A polymer with viscoelasticity, or both viscosity and elasticity, weak intermolecular forces, a typically low Young's modulus (E), and a high failure strain in comparison to other materials is referred to as an elastomer. Although rubber is preferred when discussing elastic polymers, the phrase, a portmanteau of elastic polymer, is frequently used interchangeably with rubber. Each monomer that joins to create the polymer is typically a mixture of many elements, including silicon, hydrogen, oxygen, and carbon. Elastomers are amorphous polymers that are kept above their glass transition temperature. This allows for significant molecular reconfiguration without the covalent bonds breaking. Such rubbers are therefore relatively flexible and compliant at room temperature. Their main applications are in seals, adhesives, and flexible parts that are moulded. Many varieties of rubber have diverse applications.



# WATER TANKS

A WATER TANK IS A CONTAINER FOR STORING LIVES.

## 5 LAYERS PROTECTION



# WATER TANKS

## ALL YOUR WATER STORAGE NEED TULSI HAS A SOLUTIONS.

Water is stored in water tanks for usage in a variety of processes, including food preparation, chemical production, fire control, agricultural farming, drinking water, irrigated agriculture, and agricultural farming for both plants and livestock. The general design of the tank, the material selection for the construction, and the linings are all water tank parameters. A water tank is made of a variety of materials, including polymers (polyethylene and polypropylene), fibreglass, concrete, stone, and steel (welded or bolted,[citation needed] carbon, or stainless). Water can also be stored in earthen pots, like the matki used in South Asia. Water tanks are a practical means of assisting underdeveloped nations to preserve clean water.

## FEATURES & BENEFITS

- **100% Virgin Plastic :** For better strength, durability & flexibility
- **Food Grade Plastic with FDA Approval :** Ensures safety & hygiene of stored water
- **Phthalate-Free Granules & Additives:** No cancer-causing materials are present
- **100% UV Stabilised Tank and Lid :** Sun rays cannot reach the water hence no algae formation
- **Stylish Looks :**
- **Multi-ribbed Design :** Ensures long-lasting strength & durability
- **Colour Options :** Available in White, Blue, Green and Yellow
- **Multiple Layers :** Outer (White/Colour) for aesthetic looks, Middle (Black) for UV Protection, and Inner (Blue) to see water level easily
- **Lightweight :** easy to transport and install



Multiple Layer Water Tanks



Under Ground Water Tanks



[info@tulsigroup.com](mailto:info@tulsigroup.com)

**Factory - N-99, 100 MIDC, Jalgaon, Maharashtra 425003**  
**Head Office - Unit No. 112, 1st Floor, RG City Centre, Lawrence Rd,**  
**Keshav Puram, Delhi-110035**  
[www.tulsigroup.com](http://www.tulsigroup.com)